

## Development of Multi-Purpose Mechanical Pump for Refilling and Recovering Liquid Form of an Auto Engine

Bhenrey B. Andres<sup>1</sup>, Jane P. Guzman<sup>2</sup>

<sup>1,2</sup>TESDA – Isabela School of Arts and Trades, Philippines

<sup>1</sup>bhenrey.andres@isu.edu.ph

<sup>2</sup>jane.guzman@isu.edu.ph

### ABSTRACT

*In the automotive sector, lubrications, fuels, engine oils and other liquids are very essential for the different parts of an auto to function properly. In feeding those engines they always use a funnel that consumes time in using it and there is always spillage. The other one is a pump that is powered by electricity. This pump is expensive for the purpose of just feeding and draining. In the draining process, the used oil cannot be used again for other purposes. Due to this problem the researchers find ways to make some innovations in the multi-purpose mechanical pump. This project functions like a small hydraulic pump but the difference between these two is that the Multi-Purpose Mechanical pump functions without using electric power or electricity. It can be used for recovering oils because of the oil filter and feed liquid forms inside the differential and transmission. The different parts of the mechanical pump are made up of scrap materials. When the shaft rotating wheel rotated clockwise the mechanical source converted into hydraulic energy. It generates flow with enough rotating power to overcome pressure induced by the load at the container and pump out to the outlet/inlet hose. Then when it is rotated counterclockwise the MPMP will serve as recovery. A full factorial design of the experiment is selected for experimental planning and the analysis of variance (ANOVA) has been employed and Based from the results and observation gathered. The researcher found out that the Multi-Purpose Mechanical Pump is an effective manual mechanical pump.*

**Keywords:** *Draining, feeding, hydraulic pump, mechanical, pressure*

### INTRODUCTION

A pump is a device that moves fluids (liquids or gases), or sometimes slurries, by mechanical action. Pumps can be classified into three major groups according to the method they use to move the fluid: direct lift, displacement, and gravity pumps. Pumps operate by some mechanism (typically reciprocating or rotary), and consume energy to perform mechanical work by moving the fluid. Pumps operate via many energy sources, including manual operation, electricity, engines, or wind power.

Mechanical pumps serve in a wide range of applications such as pumping water from wells, aquarium filtering, pond filtering and aeration, in the car industry for water-cooling and fuel injection. The fuel feed pump is an integral element of any car or truck that performs pumping of a vehicle's fuel from its tank to the engine. A fuel pump is a frequently essential component on a car or other internal combustion engine device.

The paper presents the experimental study; to investigate the performance of the project when it comes to feeding and recovering of the liquids. Full factorial

experimental design and analysis of variance has been employed to determine the effectiveness and acceptability of the project.

The objectives of the study are the following: To lessen the difficulties in recovering and refilling gear-oil or any liquid forms to the differential and transmission, to avoid spillage of any liquid when refilling, to save usage of power electricity by using this Multi-Purpose Mechanical Pump, to produce a product that is useful to the automotive NC I and NC II.

## METHODOLOGY

The method used in this study was the experimental method with the use of outcome-based form, which will provide sample information to have our in-depth analysis and interpretation of the outcomes of "MULTI-PURPOSE MECHANICAL PUMP".

**Table 1**

*Proportion of materials used in testing the average speed of the "MPMP" in a water*

| Materials | Speed of Rotation/second<br>360°/2S | Volume of Liquid |
|-----------|-------------------------------------|------------------|
| Gear oil  | 10s                                 | 100ml-120ml      |
| Fuel      | 20s                                 | 220ml-250ml      |
| Gasoline  |                                     |                  |
| Diesel    | 30s                                 | 375-400ml        |
| Kerosene  |                                     |                  |

**Table 2**

*This table presents the flowing speed of different liquids tested by the MULTI-PURPOSE MECHANICAL PUMP. As the higher the level of viscosity of the fluid the lesser it transfers.*

| Liquid<br>Materials | Quantity | Speed of<br>Rotation/second<br>360°/3s | Time per<br>rotation | Filled liquid |
|---------------------|----------|--|----------------------|---------------|
| Gear oil            | 1000 ml  | 360°x15rt                              | 3s                   | 975 ml        |
| Gasoline            | 1000 ml  | 360°x15rt                              | 3s                   | 998 ml        |
| Diesel              | 1000 ml  | 360°x15rt                              | 3s                   | 995 ml        |
| Engine              | 1000 ml  | 360°x15rt                              | 3s                   | 978 ml        |

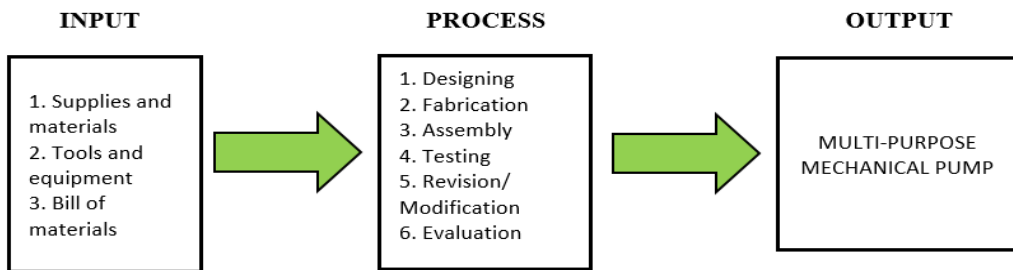
360° is for the whole cycle of the rotating wheel, rt is for the times where the rotating wheel rotates and s for seconds.

### Conceptual Framework of the study

This research project focused on the development of the multi-purpose mechanical pump. The figure shows the conceptual model that guided this research study. As it is developmental in nature, this study followed the input, process and output model. The input of this study includes ideas on the design of the project taken

The Vector: International Journal of Emerging Science, Technology and Management  
Volume 31, Issue 1, January - December 2022

from related literature and studies and training, available supplies and materials, tools and equipment and bill of materials. The process focused on the development of the pump which consisted of the design, fabrication, assembly, testing, revision/modification, and evaluation. The feedback served as reference to further improve the project.



The significance of the study is to produce a product that is effective and cost efficient that can be helpful in recovering and refilling different kinds of oil into the differential, transmission and fuel into the fuel tank using the multi-purpose mechanical pump. The findings of the result will be a great help to land and transport sectors, automotive shops and car owners.

Different Parts of the multi-purpose mechanical feed-pump, 1 A capacity of about 1-12 gallons. Used for a variety of flow-able material, 2 oil filter Is a filter designed to remove contaminants from engine oil, transmissions oil, lubricant oil or hydraulic oil, 3 vacuum pump It is the heart of the Machine. It provides the vacuum or pressure to transport the liquid through the hose or inside the container. Inlet/outlet (io) hose It is connected to the Vacuum pump, shaft a mechanical component for transmitting torque and rotation, to connect the shaft rotating wheel to the vacuum Pump, base it is used to hold or support the machine, shaft rotating wheel which is the brain of the Machine

**Figure 2**

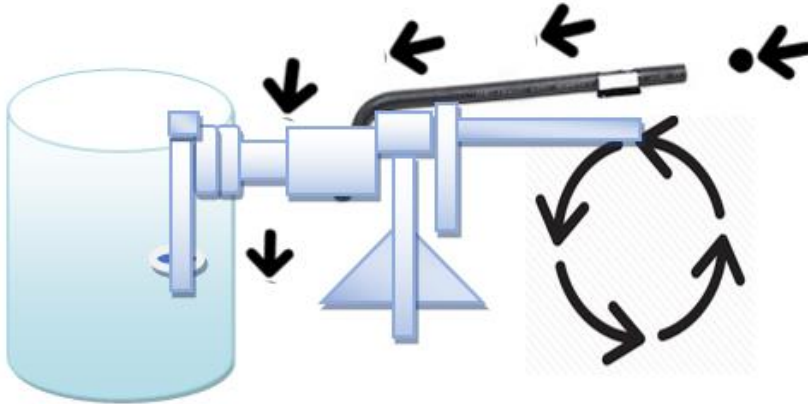
*Actual photo of the mechanical feed pump*



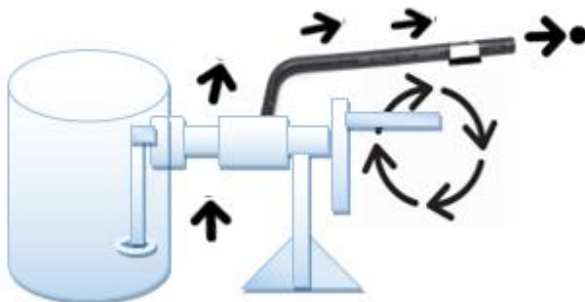
Development of Multi-Purpose Mechanical Pump for Refilling and Recovering Liquid Form of an Auto Engine

Andres, B. B.  
Guzman, J. P.

**Figure 3**  
*Refilling process*



**Figure 4**  
*Feeding process*



## RESULTS AND DISCUSSION

The actual result of the project was shown in Table 2. It shows that the project is functional and serves its purpose. The higher the level of viscosity of the fluid the lesser it transfers.

## CONCLUSIONS

As to the level of the effectiveness of the MPMP it was found out that it is highly effective based form the ratings given by the evaluators which is 4.8 as the overall average weighted mean rating and has a qualitative rating of highly effective. As to the level of the acceptability of the MPMP it was found out that it is highly acceptable based form the ratings given by the evaluators which is 4.82 as the overall average weighted mean rating and has a qualitative rating of highly acceptable. As to the level of the affordability of the MPMP it was found out that it is very much affordable based form the ratings given by the evaluators which is 4.8 as the overall average weighted mean

The Vector: International Journal of Emerging Science, Technology and Management  
Volume 31, Issue 1, January - December 2022

rating and has a qualitative rating of very much affordable. Based on the results of the four aspects, it is hereby concluded that the machine is highly effective, highly acceptable and very much affordable.

### **RECOMMENDATION**

On the basis of the findings and conclusion of the study, the following recommendations were given. The refilling process is good but the materials should always be cleaned thoroughly before and after using it because it could contaminate the fuel that would cause clogging. Different containers may use different fluids.

### **ACKNOWLEDGMENT**

This study was made successful through the aid of significant persons who guided and helped the researchers throughout the completion of this study" Their utmost gratitude is given to the following individuals who helped broaden their perspectives as they went through this study. Their parents who patiently supported them financially, morally and spiritually from the time they started conducting the study until its completion. Those support boosted their morale and spirit in finishing what they started" They would also like to commend them for their endless understanding and tireless motivations. Their research focal who, through their guidance and encouragement helped them a lot in drawing out their ideas and skills in writing. Their co trainers for sharing his/her knowledge and expertise and for supervising them in writing this research. Their panel of Examiners for their encouragement, insightful comments and suggestions for the test outcome of this research paper. Their friends who have seen there to keep them determined and resolved in making their way through, for cheering them up every time they felt worn out and for encouraging them to finish and submit their study within the submission date, and foremost to the Almighty God for the guidance and strength bestowed on them all the way as they accomplish this research project.

### **REFERENCES**

Abdulhamzath [https://www.academia.edu/35601118/PUMPS\\_PUMPS](https://www.academia.edu/35601118/PUMPS_PUMPS)  
Mr. Rohit Patil Electronic Fuel Injection system  
<https://www.calrecycle.ca.gov/bevcontainer>  
[https://www.academia.edu/Documents/in/Centrifugal\\_Pump](https://www.academia.edu/Documents/in/Centrifugal_Pump)  
Improvement\_of\_a\_Low\_Pressure\_Safety\_Injection\_Pump  
[https://www.academia.edu/39943160/NPSHR\\_NPSH3\\_](https://www.academia.edu/39943160/NPSHR_NPSH3_)  
<https://www./automobile/fuel-feed-pumps-automobile/>  
BENGHOUFIRI MOHAMED AMINE